

Semi-Custom Invitation Guide

Your wedding invitations can be made personal by mixing and matching these design elements, making your stationery beautifully unique.

These personalisations can be simply added to your basket whilst ordering or I can make recommendations so that everything is perfectly suited.

If you're looking for even more variation then my [bespoke service](#) could be for you.



Please note that the colours throughout this guide are for representation only and may vary in real life to what is seen on screen. Samples can be arranged to be sent to you. Items marked with an asterisk are not included as standard and incur additional costs.

CONTENTS

<i>The Process</i>	3
<i>Paper</i>	4
<i>Paper Edges</i>	5
<i>Text Layout</i>	5
<i>Printing Colours</i>	6
<i>Calligraphy Styles</i>	7
<i>Envelope Colours</i>	8
<i>Envelope Addressing</i>	8
<i>Envelope Liners</i>	9
<i>Finishing Touches</i>	10
<i>Ribbon Colours</i>	10
<i>Wax Seals</i>	11
<i>Illustrations</i>	12
<i>Monograms</i>	12

GET IN TOUCH

To find out how I can help you please [complete this form](#) or email me:

<mailto:charlotte@mirabellemakery.com>

VISIT MY WEBSITE

www.mirabellemakery.com

THE PROCESS AT A GLANCE

Please allow up to 6 weeks to receive your printed stationery from the time of ordering.

1. Booking

Place your order on the website [here](#) and add all of your embellishments. Alternatively, [complete this form](#) to get started and I'll hold your hand and make booking a breeze. Once booked you'll be invited to a portal that will keep everything in one place.

2. Customisation (*6 working days*)

I'll customise your stationery based on your personalisation and send you proofs to approve before preparing your final design.

3. Printing (*3 weeks*)

Your delightful designs will be professionally printed.

4. Assembly (*1 to 2 weeks*)

I'll add any embellishments and calligraphy.

5. Delivery (*next working day*)

You'll receive your invites ready to admire then send to your guests.

More in-depth details of the process can be [found here](#)

PAPER

Choose from a range of beautiful and lasting papers to serve your invites with matching wedding day paper available.

This medium-weight paper comes just a stone's throw away from me in Wells, Somerset. It comes from one of the last surviving paper mills in England and is made using time-honoured techniques.



Textured Off-White



Smooth Off-White

Coloured Paper*

This high-quality paper is made in the UK from sustainable sources.


*Other colours and textures are available**




Pristine White Vellum White Natural Mist Candy Pink



Stone Claret Scarlet Navy Blue New Blue



Racing Green Mid Green Cool Blue Azure Blue Cobalt Blue



Powder Green Light Grey Mid Grey Dark Grey Black

PAPER EDGES

Opt for cut or torn* edges for extra texture, as well as painted* and metallic* finishes.



Cut/Torn



Painted



Gold Leaf

TEXT LAYOUT

The text alignment should suit the overall mood of your wedding. A centrally aligned layout is very traditional, whereas left and right is more modern.



Left Aligned



Centrally Aligned

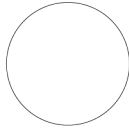


Right Aligned


PRINTING COLOURS

All printing is done digitally where the ink sits flat on the paper with a range of beautiful colours to choose from.


Alternative colours can be arranged.*




White




Aubergine



Rose




Claret



Scarlet




Navy Blue




Dusty Blue




Dark Green




Light Green




Mole




Earth




Light Grey



Dark Grey



Charcoal



Black

CALLIGRAPHY STYLES

Your semi-custom stationery comes with some calligraphy elements included such as names and titles with 4 styles to choose from. All calligraphy starts life in pen and ink before being digitised, keeping that hand-made charm and making each piece of calligraphy unique.

Additional calligraphy* can be added to your order if it's not already included and can be made digital or be finished by hand.

1. Mirabelle



My signature calligraphy style, 'Mirabelle' is charming and timeless making it a classic choice for a soft romantic look.

2. Katherine



Based on Emily Bronte's novel, Wuthering Heights, 'Katherine' has an old-world look about it that's elegant and emotive.

3. Grace



Floaty and feminine, 'Grace' is a light script that features lots of cross-overs and loose flourishes giving it an organic and dreamy feel.

4. Camille

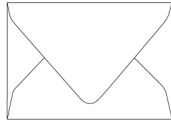


'Camille' is inspired by handwriting found on vintage French correspondence, making it sumptuous and embellished with delightful curves.

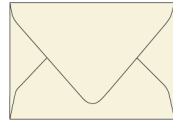
ENVELOPE COLOURS

All envelopes are made in the UK from certified sustainable materials and come in a range of sizes.

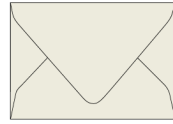
*Alternative colours can be sourced**



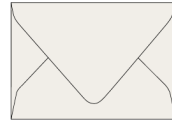
Pristine White



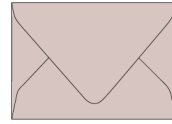
Vellum White




Natural



Mist




Blush Pink



Old Rose



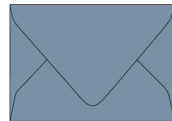
Claret



Scarlet




Navy Blue




Dusty Blue



Racing Green



Mid Green



Light Grey



Dark Grey



Black

*ENVELOPE ADDRESSING **

Opt to have your guests' names and addresses printed or handwritten in luxurious calligraphy.



*ENVELOPE LINERS**

Envelopes can be lined with plain paper or printed designs, making a memorable experience for your guests when they open their invites.



Bluebells

Roses

White Roses

Calligraphy



River

Cloudy Sky

Bright Flowers

Vines



Lilac

Lillies

Peonies

Seascape

FINISHING TOUCHES*

Your invitation suite can be finished and wrapped in a variety of ways. Wax seals, twine and/or ribbon are recommended to compile everything together.



Twine




Belly Bands



Vellum Wraps

RIBBON COLOURS*

Have your invites wrapped in luxurious velvet ribbon. Other colours and ribbon styles are available on request.



WAX SEALS*

Wax seals will add a beautiful design detail that can tie your invitation suite together. They come in a range of designs and colours or you can even have a wax seal stamp made especially for you, perfect for monograms.

SEAL DESIGNS



Hydrangea



Branches



Herbs



Wreath



Plain/Petals Leaf

SEAL COLOURS



Gold*



Antique Gold*



Copper*



Rose Gold*



Silver*



White



Ivory



Cool Grey



Champagne*



Blush*



Cream



Blue



Dark Blue



Pearl White*



Oyster*



Mint



Green*



Pink



Deep Pink



Burgundy

*ILLUSTRATIONS**

A bespoke venue illustration can be used on any element of your stationery and will create a focal point.



*MONOGRAMS**

A monogram between 1 and 3 initials can be used across your invitations and can also be created into a wax seal.

GET IN TOUCH

To find out how I can help you please [complete this form](#) or email me:

<mailto:charlotte@mirabellemakery.com>